

Fund Factsheet

Reksa Dana

Manulife Saham Syariah Golden Asia Dolar AS Kelas A1

July 2021

Sharia Equity Mutual Fund

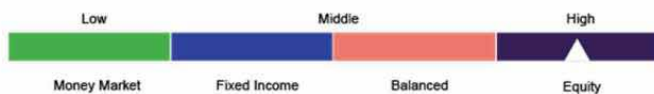
| | |
|-------------------------|-----------------------------|
| Effective date | : 24 Apr 20 |
| Effective Letter number | : OJK No. S-425/PM.21/2020 |
| Inception date | : 11 Nov 20 |
| Currency | : US dollar |
| Net Asset Value/unit | : USD1.0396 |
| Total Net Asset Value | : USD27,277,686.02 |
| Minimum investment | : Initial : USD10,000.00 |
| | : Next : USD100.00 |
| Units offered | : 300,000,000 |
| Valuation | : Daily |
| Deferred Sales Charge | : Year 1 : 1.25% |
| | : Year 2 : 0.00% |
| Switching fee | : Max. 1.00% |
| Management fee | : Max. 3.00% |
| Custodian fee | : Max. 0.25% |
| Custodian bank | : Citibank, N.A., Indonesia |
| ISIN Code | : IDN000438009 |

Reksa Dana Manulife Saham Syariah Golden Asia Dolar AS Kelas A1 is one of the share classes of MAGOLD. Information on effective date, Effective Letter Number, investment objective, Total Net Asset Value, Top 10 holdings, investment allocation and portfolio percentage refer to those of MAGOLD.

Major risks

Risks arising from reduced unit value, liquidity, changes in the allocation of securities in investment policy, changes in economic and political conditions, investment values, changes in tax regulations, interest rates, exchange rate risks, liquidation.

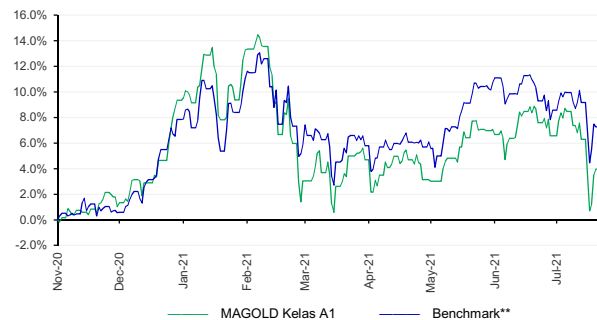
Risk classification



Risk descriptions

Low: This mutual fund has a relatively stable movement with limited growth potential. **Medium:** This mutual fund has a low to moderate movement with moderate growth potential. **High:** This mutual fund has a relatively volatile movement with relatively high growth potential.

Performance since inception



Custodian bank

Citibank, N.A. ("Citibank") has been operating in Indonesia and carrying out activities as a commercial bank since 1968. Citibank is a custodian bank registered and supervised by the Otoritas Jasa Keuangan ("OJK") with Bapepam No. Kep-91/PM/1991 dated October 19, 1991.

Customer services

Weekdays 08.00 - 17.00 WIB
 Telephone : 021 2555 2255
 Email : hai@manulifeam.com
 Chat : www.reksadana-manulife.com
 www.klikMAMI.com
 WhatsApp : 08112552256

Social media

Facebook : reksa.dana.manulife
 Instagram : @reksa.dana.manulife
 Twitter : @ManulifeRD
 YouTube : Reksa Dana Manulife



Investment manager

Established in 1996, PT Manulife Aset Manajemen Indonesia (MAMI) is a member of Manulife that offers investment management and mutual fund products in Indonesia. Since its establishment, MAMI has consistently maintained its position as one of the leading companies in Indonesia's investment management industry, with asset under management of IDR 98.9 trillion as per March 2021. MAMI manages 29 mutual funds comprising money market, balanced, fixed income, equity, in Rupiah and US Dollar, as well as sharia. MAMI is registered and supervised by Otoritas Jasa Keuangan, and licensed No. Kep-07/PM/MI/1997 dated 21 August, 1997.

Investment objective

Manulife Saham Syariah Golden Asia Dolar AS ("MAGOLD") aims to provide long-term capital appreciation through investment mostly in offshore Sharia-compliant securities issued by Issuers that have business activities directly or indirectly in the Asian region, and that comply with Sharia Principles in the Capital Market.

MAGOLD has geographical focus in China including its Special Administrative Region and/or India

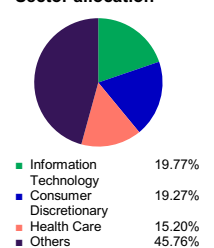
Investment allocation

| | |
|-------------------|-------------|
| Sharia Equity | : 80 - 100% |
| Sharia Fixed | : 0 - 20% |
| Income Securities | |
| /Sukuk /Sharia | |
| Money Market | |

Top 10 holdings[^]

- ASM Pacific Technology Ltd
- Dr Reddy's Laboratories Ltd
- Geely Automobile Holdings Ltd
- Hindustan Unilever Ltd
- Hua Hong Semiconductor Ltd
- Infosys Ltd
- Inner Mongolia Yili Industrial
- JD.com Inc
- Reliance Industries Ltd
- Wingtech Technology Co Ltd

Sector allocation^{**}



% portfolio

| | |
|-------------------|----------|
| Offshore Sharia | : 94.12% |
| Equity Securities | |
| Sharia Money | : 5.88% |
| Market | |

Performance

| | YTD | 1 Mo | 3 Mo | 6 Mo | 1 Yr | 3 Yr* | 5 Yr* | Since Inception* |
|-----------------|--------|--------|--------|--------|------|-------|-------|------------------|
| MAGOLD Kelas A1 | -0.66% | -4.52% | -0.70% | -3.58% | n/a | n/a | n/a | 3.96% |
| Benchmark** | 2.39% | -3.08% | 1.12% | 1.79% | n/a | n/a | n/a | 7.26% |

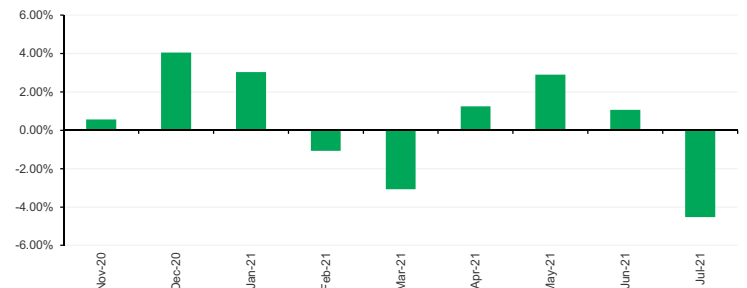
Best month: Dec 20, 4.06%

Worst month: Jul 21, -4.52%

Notes

- [^] In alphabetical order.
- ^{**} Based on GICS (Global Industry Classification Standards).
- * Annualized performance using compound method, for products older than one year since inception.
- ** Performance benchmark of Mutual Fund is 70% FTSE Sharia China + 30% FTSE Sharia India, net of tax.
- # For products launched <5 years ago, monthly performance graph displayed is since inception.

Monthly performance for the last 5 years[#]



For more information, Prospectus can be found at www.reksadana-manulife.com. In compliance with OJK regulation, confirmation statements of subscription, switching, and redemption transactions are valid proof of ownership of the Participation Unit of mutual fund, issued by the custodian bank and can be seen at <https://akses.ksei.co.id/>.

Disclaimer

Investment in mutual funds involves risks. Before making investment decision, potential investor must read and understand the prospectus. Past performance does not guarantee/indicate future performance. Otoritas Jasa Keuangan does not provide a statement of approval or disapproval of this Securities, nor does it state the truth or adequacy of the contents of this mutual fund's prospectus. Any statement that contradicts these matters is illegal. Mutual funds are Capital Market products and not products issued by Selling Agents/Banks. Investments in mutual funds are not part of bank's third party deposits and are not included in the scope of the deposit insurance program of The Indonesia Deposit Insurance Corporation. Selling Agents are not responsible for any claims and risks of managing portfolio of the mutual funds carried out by the Investment Manager. This product information summary does not substitute fund prospectus and is prepared by PT Manulife Aset Manajemen Indonesia solely for informational purpose and does not constitute a solicitation to buy or sell securities. Information provided in this document is presented correctly. Investors are advised to seek professional opinion before making an investment decision. Past performance is not an indication of future performance, nor is it estimation of future performance or trends. PT Manulife Aset Manajemen Indonesia is an Investment Manager registered and supervised by OJK.